

## FUND OBJECTIVE

To invest in Shariah-compliant listed equities to provide capital growth over the medium to long term through a diversified, but growth-oriented portfolio.

## TARGET MARKET

Suitable for investors who is mainly interested in growth and willing to accept higher risk in investment return.

## FUND MANAGER

Takaful Ikhlas Family Berhad (593075-U)  
(Formerly known as Takaful Ikhlas Berhad)

Appointed External Fund Manager :  
CIMB-Principal Islamic Asset Management Berhad

## FUND DATA

NAV/Unit	RM 1.1074
Fund Value	RM 42,479,773.37
Units in circulation	38,359,047.44
Fund Inception Date	16 December 2006
Management Fee	1.50% p.a. of the NAV
Benchmark	FTSE Bursa Malaysia EMAS Shariah Index
Target Fund	CIMB Islamic Dali Equity Growth Fund

## TOP HOLDINGS %

Tenaga Nasional Bhd	8.63	Utilities	13.10
Petronas Chemicals Group Bhd	6.91	Industrial Products & Service	11.36
Axiata Group Bhd	4.22	Consumer Products & Service	10.95
IOI Corp Bhd	3.44	Plantation	10.12
Petronas Gas Bhd	3.26	Telecommunications/Media	9.37

## TOP SECTORS %

## TOTAL RETURNS

	1 Month	6 Months	1 Year	3 Years	5 Years
Growth (%)	(2.86)	(26.37)	(41.07)	(25.35)	(24.79)
Benchmark (%)	0.42	(10.05)	(15.97)	(6.07)	(10.70)

## REVIEW & INVESTMENT STRATEGY

The Fund rose by 0.79% in January 2019, outperforming the benchmark by 0.37%. Outperformance came from cash holding and underweight on Utilities, Basic Materials and Healthcare sectors. At the stock level, the fund affected by the underweight in Press Metal, Tenaga Nasional and Top Glove. Year-to-date (YTD-FY), the fund has outperformed the Benchmark by 2.05%.

On the external front, investors will continue to follow closely the latest developments on the ongoing US-China trade tensions, ongoing development of Brexit and negotiations on the US federal government budget as the temporary bill to fund US government spending will expire on 15 Feb. Policy uncertainty continues to be the order of the day as the ECRL on-again, off-again saga plays out. As of now, there is still no conclusive decision on the said mega project and a gag order has been issued to avoid any further confusion and escalation of rift with the Chinese government. But the damage seems to have been done already. Conversation with business leaders revealed that the government relationship with China is at all-time low. Business and consumer sentiment continued slipping for the 2nd consecutive quarter in 4Q18. According to a survey done by MIER, the 4Q18 Consumer Sentiments Index (CSI) dipped below the threshold of 100 points for the first time after two quarters, recording 96.8 points, while the business conditions index (BCI) slipped to 95.3 points.

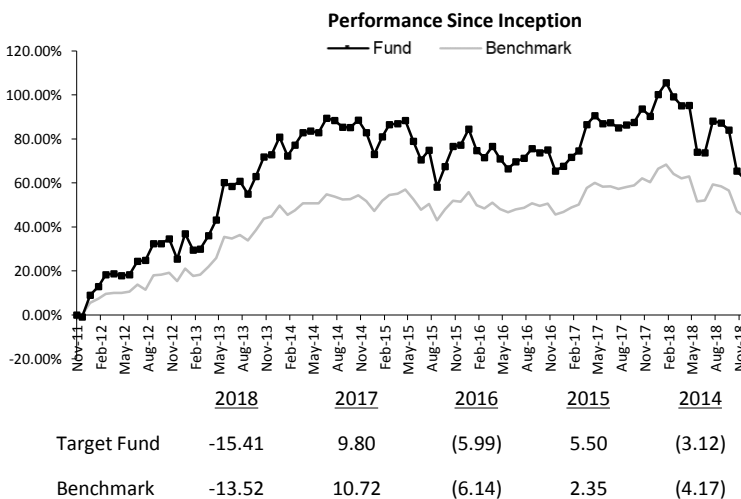
We continue to reiterate our cautious stance on the domestic market for 2019 given moderating GDP growth, tepid corporate earnings growth and regulatory uncertainty. On the back of all these uncertainties, we reiterate our capital preservation investment strategy with preference on big cap GLCs and companies with strong fundamentals and solid cash flow and dividends in sectors such as Utilities & Renewable Energy, REITs, Consumer Staples and Industrials.

Note: YTD-FY reflects the period beginning 1 April 2017

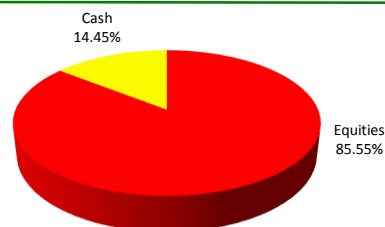
Note: 1) YTD-FY reflects the period beginning 1 April 2018

2) Commentary is based on target fund performance.

## TARGET FUND PERFORMANCE



## ASSET ALLOCATION



## FINANCIAL YEAR PERFORMANCE

	Growth (%)	Benchmark (%)	12-month GIA	Highest NAV	Lowest NAV
2013/14	16.46	0.72	0.73	1.3393	1.1040
2014/15	1.32	0.72	0.73	1.3885	1.2294
2015/16	(3.70)	(2.36)	0.81	1.4207	1.2722
2016/17	4.24	2.50	3.15	1.3793	1.2307
2017/18	0.06	3.27	3.12	1.3149	1.1567

## FUND OBJECTIVE

To attain medium to long-term capital growth via investments into Shariah-compliant listed equities, debt securities and other Shariah-compliant assets. This fund is to provide a balanced mix of income and equities.

## TARGET MARKET

Suitable for investors who are prepared to accept moderate investment risks over the medium to long term.

## FUND MANAGER

Takaful Ikhlas Family Berhad (593075-U)  
(Formerly known as Takaful Ikhlas Berhad)

Appointed External Fund Manager :  
CIMB-Principal Islamic Asset Management Berhad

## FUND DATA

NAV/Unit	RM 1.4560
Fund Value	RM 21,101,535.67
Units in circulation	14,492,378.46
Fund Inception Date	16 December 2006
Management Fee	1.00% to 1.50% p.a of the NAV
Benchmark	60% FBM EMAS Shariah Index + 40% CIMB Islamic 1-Month Fixed Return Income Account-i (FRIA-I)
Target Fund	CIMB Islamic Balanced Growth Fund

## TOP HOLDINGS %

Tenaga Nasional Bhd	7.99
Petronas Chemicals Group Bhd	3.52
Bank Islam Malaysia Bhd	3.45
Affin Islamic Bank Bhd	3.25
Exsim Capital Resources Bhd	3.23

## TOP SECTORS %

Sukuk	42.41
Utilities	10.35
Consumer Products & Services	8.58
Plantation	5.56
Telecommunications/Media	5.47

## TOTAL RETURNS

	1 Month	6 Months	1 Year	3 Years	5 Years
Balanced (%)	(1.94)	(11.45)	(14.14)	0.83	6.27
Benchmark (%)	0.36	(5.39)	(8.32)	0.00	1.96

## REVIEW & INVESTMENT STRATEGY

The Fund's performance for the month of January-19 was -2.80%, underperforming its benchmark by 316bps. The underperformance was mainly due to weak Equity market. During the month, the FTSE Bursa Malaysia Kuala Lumpur Shariah Index (FBMS) ended January marginally higher by 0.40% to close at 11,552pts driven by plantations stocks. During the month, the FBMS underperformed the FTSE Bursa Emas, and the FTSE Small-cap Index. Ringgit strengthened to MYR4.09/USD from MYR4.13 in the previous month. Brent crude oil rose to USD61.89 per barrel, up by 15.03% M-o-M.

Malaysia Government Investment Issue ("MGII") yield curve closed lower in January except for the 5-year which rose 4bps. The 10-year moved the most (-18bps) closing at 4.08% (Dec18: 4.25%) at the end of the month. The MGII yields for the 3-, 5-, 10-, 15-, 20- and 30-year MGII closed at 3.64% (-3bps), 3.89% (+4bps), 4.08% (-18bps), 4.51% (-6bps), 4.71% (-8bps) and 4.91% (-3bps) respectively at the end of January 2019.

We continue to reiterate our cautious stance on the domestic market for 2019 given moderating GDP growth, tepid corporate earnings growth and regulatory uncertainty. On the back of all these uncertainties, we reiterate our capital preservation investment strategy with preference on big cap GLCs and companies with strong fundamentals and solid cash flow and dividends in sectors such as Utilities & Renewable Energy, REITs, Consumer Staples and Industrials.

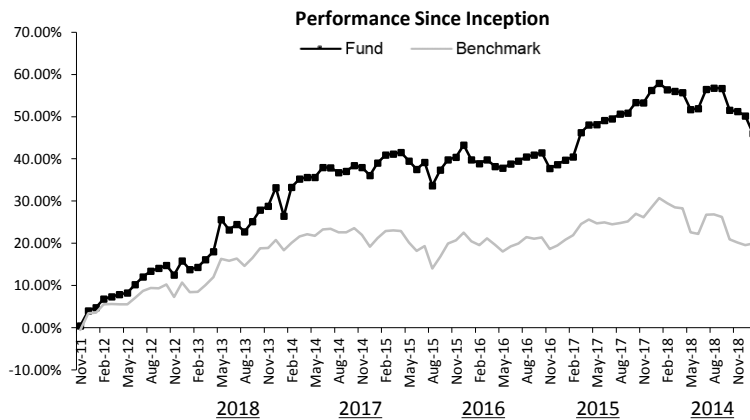
On Sukuk strategy, the recent rally in government Sukuk was mainly led by foreigners as yield difference between US Treasury and MGS/MGII widened. We are still not penciling a change in OPR at this juncture and the sharp move in MGII yield is somewhat overdone, in our opinion. We may start taking profit on government bond and will gradually increase our core portfolio yield by investing in strong fundamental AA-rated Sukuk, at a fair spread. We are still advocating overweight duration portfolio as risk of OPR hike is relatively remote.

Note: YTD-FY reflects the period beginning 1 April 2017

Note: 1) YTD-FY reflects the period beginning 1 April 2018

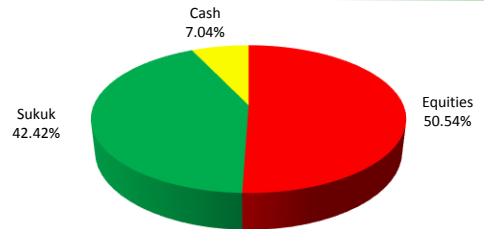
2) Commentary is based on target fund performance.

## TARGET FUND PERFORMANCE



Target Fund	-5.49	9.05	(3.36)	4.96	0.68
Benchmark	-6.99	7.60	(2.49)	2.72	(1.37)

## ASSET ALLOCATION



## FINANCIAL YEAR PERFORMANCE

	Balanced (%)	Benchmark (%)	12-month GIA	Highest NAV	Lowest NAV
2013/14	13.89	0.74	0.73	1.4602	1.2549
2014/15	3.52	0.74	0.73	1.5070	1.3483
2015/16	(3.16)	(1.10)	0.81	1.5442	1.1942
2016/17	7.15	2.76	3.15	1.4977	1.3214
2017/18	5.50	3.19	3.12	1.5923	1.4326

## FUND OBJECTIVE

The portfolio seeks to provide capital preservation over the short to medium term period by investing primarily in the Malaysian Shariah-compliant fixed income securities and money market instruments.

## TARGET MARKET

Suitable for investors who prefer a lower level of risk and are less concerned about capital appreciation.

## FUND MANAGER

Takaful Ikhlas Family Berhad (593075-U)  
(Formerly known as Takaful Ikhlas Berhad)

Appointed External Fund Manager :  
CIMB-Principal Islamic Asset Management Berhad

## FUND DATA

NAV/Unit	RM 1.3160
Fund Value	RM 15,762,854.69
Units in circulation	11,977,876.48
Fund Inception Date	16 December 2006
Management Fee	1.00% p.a. of the NAV
Benchmark	Quantshop GII Medium Index
Target Fund	CIMB Islamic Sukuk Fund

## TOP HOLDINGS %

Affin Islamic Bank Bhd	4.70
YTL Power International Bhd	4.31
UMW Hldg Bhd	3.46
Gamuda Bhd	3.21
UEM Edgenta Bhd	2.58

## TOP SECTORS %

Sukuk	92.75
Cash	7.25

## TOTAL RETURNS

	1 Month	6 Months	1 Year	3 Years	5 Years
Fixed Income (%)	(1.61)	(6.04)	(13.18)	(21.49)	(14.15)
Benchmark (%)	0.27	1.62	3.22	9.32	15.27

## REVIEW & INVESTMENT STRATEGY

The Fund reported a return of 0.57% outperformed its benchmark by 30bps in January.

The Government Investment Issues yield curve moved lower in January except for the 5-year which rose 4bps. The 10-year moved 18bps lower to close at 4.08% in January. Trading volume in corporate sukuk increased to RM11.8billion in January from RM7.6 billion previously with focus mainly on Quasi-Sovereign and AA rated sukuk.

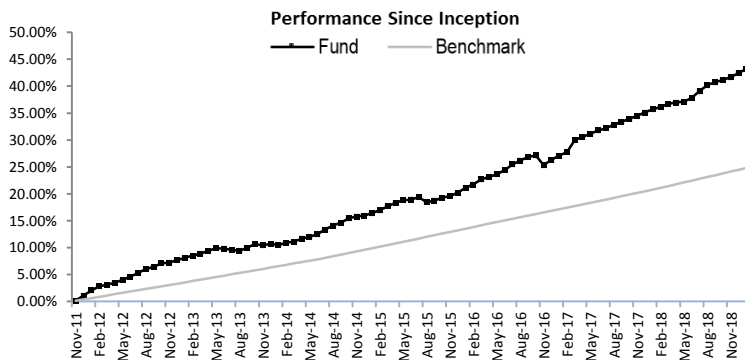
Bank Negara Malaysia ("BNM") maintained the overnight policy rate at 3.25% on 24 January 2019. In its latest statement, the central bank painted a more negative outlook highlighting the moderating global growth momentum. BNM also mentioned that they expect inflation to 'average moderately higher' in 2019. Based on current levels, the long-dated sovereign yields appear relatively rich as the longer-dated benchmark securities are all dealing below the long-term average spreads. Market is on a slightly risk-on mode following the dovish statement by the FOMC at the end of January as buying interest is seen for the govies. We maintain our strategy to overweight on corporate sukuk with preference on primary issuances for yield pick-up.

Note: YTD-FY reflects the period beginning 1 April 2017

Note: 1) YTD-FY reflects the period beginning 1 April 2018

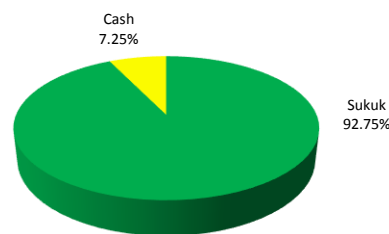
2) Commentary is based on target fund performance.

## TARGET FUND PERFORMANCE



	2018	2017	2016	2015	2014
Target Fund	4.47	4.65	5.04	3.53	3.77
Benchmark	4.08	4.62	3.95	4.87	4.23

## ASSET ALLOCATION



## FINANCIAL YEAR PERFORMANCE

	Fixed Income (%)	Bench -mark (%)	12-month GIA	Highest NAV	Lowest NAV
2013/14	(3.56)	0.73	0.73	1.0784	1.0261
2014/15	8.46	0.73	0.73	1.1202	1.0253
2015/16	4.23	0.81	0.81	1.2065	1.0525
2016/17	10.83	3.15	3.15	1.2323	1.1292
2017/18	5.61	3.12	3.12	1.2813	1.1687

## GROWTH FUND

Investment Strategy & Approach	The fund will invest in Shariah compliant equities listed on Bursa Malaysia whereby the target investments will be large cap stocks with growth prospects and where trading is fairly liquid.
Asset Allocation	<p>The investment portfolio is subjected to the following:</p> <ul style="list-style-type: none"> <li>• Up to 98% of the Portfolio shall be invested in Shariah compliant equity securities;</li> <li>• At least 2% of the Portfolio will be invested in Shariah based liquid assets;</li> <li>• The value of the Portfolio's holding of the share capital of any single issuer must not exceed 10% of total asset of Portfolio;</li> <li>• The value of the Portfolio's holding in transferable securities issued by any single issuer must not exceed 15% of the Portfolio's Net Asset Value (NAV);</li> <li>• The value of the Portfolio's holding of the share capital of any group of companies must not exceed 20% of total asset of the Portfolio;</li> <li>• Shariah-compliant deposits can only be placed in licensed Financial Institutions by Bank Negara Malaysia (BNM).</li> </ul>

## BALANCED FUND

Investment Strategy & Approach	The Portfolio will invest in diversified portfolio of Shariah compliant equities listed on Bursa Malaysia and Sukuk investments. The strategy of the fund is to maintain a balanced portfolio between Shariah compliant equities and fixed income investments in the ratio of 60:40. The Sukuk portion of the Fund is to provide some capital stability to the Fund whilst the equity portion will provide the added return in a rising market.
Asset Allocation	<p>The investment portfolio is subjected to the following:</p> <ul style="list-style-type: none"> <li>• Up to 60% of the Portfolio shall be invested in Shariah compliant equity securities;</li> <li>• Investment in fixed income securities and liquid assets shall not be less than 40% of the Portfolio's NAV;</li> <li>• At least 2% of the Portfolio will be invested in Shariah based liquid assets;</li> <li>• The value of the Portfolio's holding of the share capital of any single issuer must not exceed 10% of total asset of Portfolio;</li> <li>• The value of the Portfolio's holding in transferable securities issued by any single issuer must not exceed 15% of the Portfolio's NAV;</li> <li>• The value of the Portfolio's holding of the share capital of any group of companies must not exceed 20% of total asset of the Portfolio;</li> <li>• Minimum Long Term Issuer Credit Rating of "A3" as assessed by Rating Agency Malaysia Berhad ("RAM") or equivalent by Malaysia Rating Corporation Berhad ("MARC");</li> <li>• Minimum Short Term Issuer Credit Rating of "P3" as assessed by RAM or equivalent by MARC;</li> <li>• Shariah-compliant deposits can only be placed in licensed Financial Institutions by BNM.</li> </ul>

## FIXED INCOME FUND

Investment Strategy & Approach	The investment strategy of the fund is to invest in a diversified portfolio consisting of Sukuk, short term money market instruments and other permissible investments under the Shariah principles and aim to provide a steady stream of income.
Asset Allocation	<p>The investment portfolio is subjected to the following:</p> <ul style="list-style-type: none"> <li>• Up to 98% of the Portfolio shall be invested in Shariah compliant fixed income securities;</li> <li>• At least 2% of the Portfolio will be invested in Shariah based liquid assets;</li> <li>• Minimum Long Term Issuer Credit Rating of "A3" as assessed by RAM or equivalent by MARC;</li> <li>• Minimum Short Term Issuer Credit Rating of "P3" as assessed by RAM or equivalent by MARC;</li> <li>• The exposure to any single entity for sukuk (not applicable to government securities, BNM's securities, quasi and low risk assets granted by BNM) shall not exceed 20% of the NAV of the Portfolio;</li> <li>• The value of the Portfolio's holding in sukuk (not applicable to government securities, BNM's securities, quasi and low risk assets granted by BNM) of any group of companies must not exceed 30% of the NAV of the Portfolio;</li> <li>• The Malaysian Islamic Money Market Instruments must be rated at least P3 by RAM or equivalent;</li> <li>• Shariah-compliant deposits can only be placed in licensed Financial Institutions by BNM.</li> </ul>

The investment is subject to the following risks:-

1. **Market risk** - The risk that arises due to developments in the market environment and typically includes changes in regulations, politics, technology and the economy. Diversification of the Fund's investments into different unit trust funds of different types (equity or non-equity etc.) and with different investment policy and strategies may help to mitigate its exposure to market uncertainties and fluctuations in the market.
2. **Profit rate risk** - This risk is crucial in a Sukuk fund since Sukuk portfolio management depends on forecasting interest rate movements. Generally, demand for Sukuk move inversely to interest rate movements therefore as interest rates rise, the demand for Sukuk decrease and vice versa. Furthermore, Sukuk with longer maturity and lower profit rates are more susceptible to interest rate movements. Sukuk are subject to interest rate fluctuations with longer maturity and lower profit rates Sukuk being more susceptible to such interest rate movements. This risk can be mitigated through continuous monitoring and evaluation of macro-economic variables to ensure the most appropriate strategy is in place for the Fund's portfolio.
3. **Credit / Default Risk** - Bonds are subject to credit/default risk in the event that the issuer of the instrument is faced with financial difficulties, which may decrease their credit worthiness. This in turn may lead to a default in the payment of principal and interest/ profit.
4. **Liquidity Risk** - Liquidity refers to the ease of converting an investment into cash without incurring an overly significant loss in value. Should there be negative developments on any of the issuers, this will increase liquidity risk of the particular security. This is because there are generally less ready buyers of such securities as the fear of a credit default increases. The risk is managed by taking greater care in security selection and diversification.
5. **Non-compliance risk** - Non-adherence with laws, rules, regulations, prescribed practices, internal policies and procedures may result in tarnished reputation, limited business opportunities and reduced expansion potential for the management company. Investor's investment goals may also be affected should the fund manager not adhere to the investment mandate. This risk can be mitigated through internal controls and compliance monitoring.
6. **Inflation Risk** - Inflation risk can be defined as potential intangible losses that may arise from the increase in prices of goods and services in an economy over a period of time. Inflation causes the reduction in purchasing power and if the rate of inflation is constantly higher than the rate of returns on investments, the eventual true value of investments could be negative.
7. **Issuer risk** - This risk refers to the individual risk of the respective companies issuing the securities. Specific risk includes, but is not limited to changes in consumer tastes and demand, legal suits, competitive operating environments, changing industry conditions and management omissions and errors. However, this risk is minimised through investing in a wide range of companies in different sectors and thus function independently from one another.
8. **Country risk** - The foreign investments may be affected by risks specific to the country in which investments are made such as changes in a country's economic fundamentals, social and political stability, currency movements, foreign investment policies and etc. This risk may be mitigated by conducting thorough research on the respective markets, their economies, companies, politics and social conditions as well as minimising or omitting investments in such markets.
9. **Management Risk** - There is risk that the management may not adhere to the investment mandate of the respective fund. With close monitoring by the investment committee, back office system is being incorporated with limits and controls, and regular reporting to the senior management team, the management company is able to manage such as risk.
10. **Fund Management Risk** - Poor management of the fund due to lack of experience, knowledge, expertise and poor management techniques would have an adverse impact on the performance of the fund. This may result in investors suffering loss on their investment of the fund.
11. **Shariah risk** - The risk that arises from potential revision on the status of the securities in the unit trust fund from Shariah compliant to non-Shariah compliant and the possibility of investing in non-Shariah compliant unit trust funds. This risk may be mitigated by conducting periodic review by Shariah Compliance Department and Shariah Committee. Thus necessary action to be taken by Fund Manager to dispose such securities as per advice by Shariah Compliance Department and Shariah Committee.

## NOTES ON FEES AND CHARGES

Actual Returns (Net of Tax and Charges)	<ol style="list-style-type: none"> <li>1. Past performance of the fund is not an indication of its future performance.</li> <li>2. This is strictly the performance of the investment fund, and not the returns earned on the actual contributions paid of the investment-linked product.</li> <li>3. Units are created and cancelled at the next pricing date following receipt of contribution or notification of claim respectively.</li> <li>4. Past performance is calculated based on the Net Asset Value (NAV).</li> </ol>
--	---

## OTHER INFORMATION

Basis & Frequency of Unit Valuation	<ol style="list-style-type: none"> <li>1. The unit price on any valuation date of a fund shall be obtained by dividing the NAV on the business day before the valuation date by the number of units in issue of the relevant fund.</li> <li>2. The NAV shall be determined as follows:-             <ol style="list-style-type: none"> <li>a) The last transacted market price at which those assets could be purchased or sold,</li> <li>b) Plus the amount of cash held uninvested</li> <li>c) Plus any accrued or anticipated income</li> <li>d) Less any expenses incurred in purchasing or selling assets</li> <li>e) Less any amount for the liabilities of the Fund</li> <li>f) Less the amount in respect of managing, maintaining and valuing the assets</li> </ol> </li> <li>3. To ensure fair treatment to all unit holders, the Fund Manager may impute the transaction costs of acquiring or disposing of assets of the Fund, if the costs are significant. To recoup the cost of acquiring and disposing of assets, the Manager shall make a dilution or transaction cost adjustment to the NAV per unit to recover any amount which the Fund had already paid or reasonably expects to pay for the creation or cancellation of units.</li> <li>4. Unit valuation is performed on a daily basis on each Business Day.</li> </ol>
Exceptional Circumstances	<p>The Manager may take the following actions that may become necessary due to change of circumstances, as a means to protect the interest of Participants:-</p> <ol style="list-style-type: none"> <li>1. Subject to at least three (3) months written notice, the Manager may:-             <ol style="list-style-type: none"> <li>a) Close the Fund or cease to allow the allocation of additional contribution or to transfer the assets to a new fund which has similar investment objectives;</li> <li>b) Change the name of the Fund</li> <li>c) Split or combine existing units of the Fund;</li> <li>d) Make any changes that may be required due to regulatory requirement and/or legislation.</li> </ol> </li> <li>2. The Manager may also choose to, without prior notice, suspend unit pricing and Certificate transactions if any of the exchanges or unit trust management company in which the Fund is invested is temporarily suspended for trading.</li> </ol>

*This document is prepared by Takaful Ikhlas Family Berhad ("Takaful IKHLAS Family") and prepared strictly for information only. Information provided herein including any expression of opinion or forecast has been obtained from or is based on sources believed by us to be reliable, but is not guaranteed as to accuracy or completeness. The information is given without obligation and on understanding that any person who acts upon it or changes his/her position in reliance thereon does so entirely at his/her risk. It is not intended to be an offer or invitation to subscribe or purchase of securities. Viewers are advised to read and understand the contents of the Product Disclosure Sheet and Fund Fact Sheet featured in Takaful IKHLAS Family website as well as the Sales Illustration provided by your agent before investing. Viewers should also consider the fees and charges involved. Please note that the price of units may go down as well as up. Takaful IKHLAS Family hereby disclaims any liability of whatsoever nature should viewers suffer losses merely relying on the information contained herein.*

**Notice: Past performance of the fund is not an indication of its future performance**