

## FUND OBJECTIVE

To invest in Shariah-compliant listed equities to provide capital growth over the medium to long term through a diversified, but growth-oriented portfolio.

## TARGET MARKET

Suitable for investors who is mainly interested in growth and willing to accept higher risk in investment return.

## FUND MANAGER

Takaful Ikhlas Berhad (593075-U)

Appointed External Fund Manager :  
CIMB-Principal Islamic Asset Management Berhad

## FUND DATA

NAV/Unit	RM 1.2136
Fund Value	RM 35,650,972.54
Units in circulation	29,375,107.85
Fund Inception Date	16 December 2006
Management Fee	1.50% p.a. of the NAV
Benchmark	FTSE Bursa Malaysia EMAS Shariah Index
Target Fund	CIMB Islamic Dali Equity Growth Fund

## TOP HOLDINGS %

Tenaga Nasional Bhd	9.79
Axiata Group Bhd	6.19
Petronas Chemicals Group Bhd	5.42
Sime Darby Plantation Bhd	4.17
IHH Healthcare Bhd	3.89

## TOP SECTORS %

Trading / Services	41.11
Industrials	16.50
Plantations	12.64
Construction	7.78
Properties	6.87

## TOTAL RETURNS

	1 Month	6 Months	1 Year	3 Years	5 Years
Growth (%)	-0.91	0.49	4.15	8.33	28.77
Benchmark (%)	-1.47	3.46	3.37	-2.16	12.97

## REVIEW & INVESTMENT STRATEGY

The Fund fell 1.20% in March 2018, outperforming the benchmark by 0.27%. Key contributor to outperformance was the underweight in Basic Materials, while key drags were the overweight in Industrials and underweight in Consumer Goods. At the stock level, the fund benefitted from the underweight in Press Metal, but was dragged by the overweight in Pos Malaysia and underweight in Nestle. Year-to-date (FY), the fund has achieved 2.83% against benchmark of 3.27%.

In March, the FTSE Bursa Malaysia EMAS Shariah Index (FBMS) closed down 197 pts or 1.5% to 13,230 pts amid US-China trade frictions. Large caps continued to outperform the broader market and small caps. For the first quarter of 2018 (1Q18), the FBMS shed 0.5%, despite net foreign inflows of RM2.2bn. The Ringgit strengthened 4.5% in 1Q18. Bank Negara Malaysia kept Overnight Policy Rate unchanged at 3.25%.

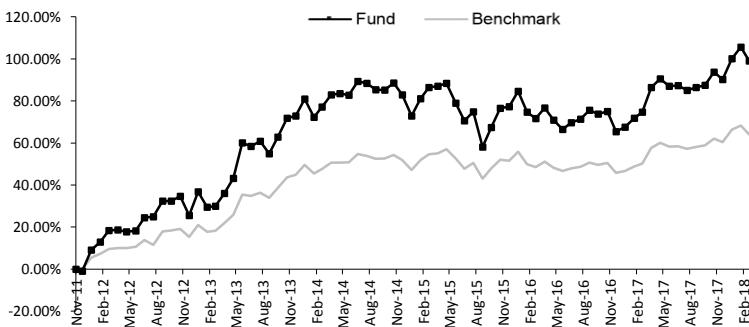
The US-China trade spat has weighed on global markets. In our opinion, this war of words bolsters Trump's negotiating stance in pushing for China to open its economy. We believe that there will not be a full-blown trade war as all involved will stand to lose. Instead, we believe it is the start of dialogue and negotiation between US and China on strategic economic sectors. Locally, our base case is for no major political changes following the 14th General Elections (GE14), and for market to re-focus on earnings delivery and policy continuity, amidst a mainly externally-driven volatile macro environment. However, until we get a firm resolution on the US-China trade spat and the final outcome of the GE14, volatility in the equity markets is expected to remain high.

Nevertheless, we remain constructive on Malaysian equities and will look to selectively add to our preferred stocks opportunistically in market corrections. We will stay invested, and continue to prefer large caps to small caps, to maintain portfolio liquidity. We continue to like Consumer, Technology and Industrials. We will also re-look at sectors which have retraced substantially.

*Note: YTD-FY reflects the period beginning 1 April 2017*

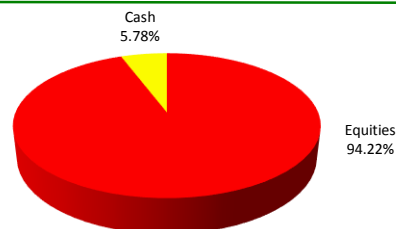
## FUND PERFORMANCE

### Performance Since Inception



	2017	2016	2015	2014	2013
Target Fund	9.80	-5.99	5.50	-3.12	22.24
Benchmark	10.72	-6.14	2.35	-4.17	13.29

## ASSET ALLOCATION



## FINANCIAL YEAR PERFORMANCE

	Growth (%)	Benchmark (%)	12-month GIA	Highest NAV	Lowest NAV
2012/13	6.08	5.00	2.94	1.1080	1.0183
2013/14	16.46	0.72	0.73	1.3393	1.1040
2014/15	1.32	0.72	0.73	1.3885	1.2294
2015/16	-3.70	-2.36	0.81	1.4207	1.2722
2016/17	4.24	2.50	3.15	1.3793	1.2307

## FUND OBJECTIVE

To attain medium to long-term capital growth via investments into Shariah-compliant listed equities, debt securities and other Shariah-compliant assets. This fund is to provide a balanced mix of income and equities.

## TARGET MARKET

Suitable for investors who are prepared to accept moderate investment risks over the medium to long term.

## FUND MANAGER

Takaful Ikhlas Berhad (593075-U)

Appointed External Fund Manager :  
CIMB-Principal Islamic Asset Management Berhad

## FUND DATA

NAV/Unit	RM 1.5252
Fund Value	RM 18,916,561.18
Units in circulation	12,403,044.92
Fund Inception Date	16 December 2006
Management Fee	1.50% p.a. of the NAV
Benchmark	60% FBM EMAS Shariah Index + 40% CIMB Islamic 1-Month Fixed Return Income Account-i (FRIA-I)
Target Fund	CIMB Islamic Balanced Growth Fund

## TOP HOLDINGS %

Tenaga Nasional Bhd	9.02
Bank Islam Malaysia Bhd	3.54
Axiata Group Bhd	3.52
Petronas Chemicals Group Bhd	3.37
Perbadanan Kemajuan N.Selangor	3.01

## TOP SECTORS %

Sukuk	38.25
Trading / Services	24.52
Industrials	6.56
Plantation	5.94
Consumer	4.42

## TOTAL RETURNS

	1 Month	6 Months	1 Year	3 Years	5 Years
Balanced (%)	-0.32	2.68	9.90	10.64	29.64
Benchmark (%)	-0.77	2.68	3.21	4.71	16.02

## REVIEW & INVESTMENT STRATEGY

The Fund fell 1.43% in March 2018, underperforming the benchmark by 0.66%. Year-to-date (FY), the Fund is up 5.39%, outperforming the benchmark by 2.20%.

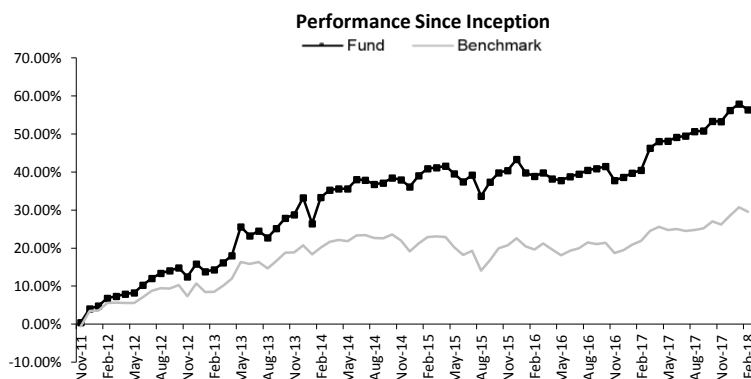
In March, the FTSE Bursa Malaysia EMAS Shariah Index (FBMS) shed 1.5% to 13,230 pts amid US-China trade frictions. Large caps continued to outperform the broader market and small caps. For the first quarter of 2018 (1Q18), the FBMS fell 0.5%, despite net foreign inflows of RM2.2bn. The Ringgit strengthened 4.5% in 1Q18. Bank Negara Malaysia kept Overnight Policy Rate unchanged at 3.25%. Meanwhile, the February Nikkei PMI fell to 49.9 vs 50.5 in January.

We believe that there will not be a full-blown US-China trade war. Instead, it is the start of dialogue and negotiation between US and China on strategic economic sectors. Locally, our base case for the 14th General Elections (GE14) is for no major political changes following GE14, and for market to re-focus on earnings delivery and policy continuity, amidst a mainly externally-driven volatile macro environment. However, until we get a firm resolution on the US-China trade war and the final outcome of the GE14, volatility in the equity markets is expected to remain high.

We remain constructive on Malaysian equities and will look to selectively add to our preferred stocks opportunistically in market corrections, preferring large caps to small caps to maintain portfolio liquidity. We continue to like Consumer, Technology and Industrials. We will also re-look at sectors which have retraced substantially. For fixed income, we continue to overweight on corporate sukuk vs. government securities with preference on both primary and repriced secondary issuances for yield enhancement.

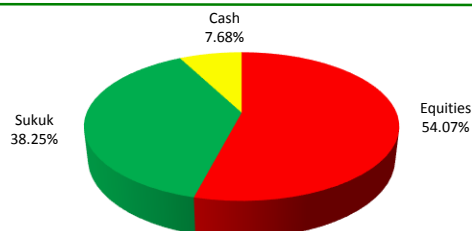
Note: YTD-FY reflects the period beginning 1 April 2017

## FUND PERFORMANCE



	2017	2016	2015	2014	2013
Target Fund	9.05	-3.36	4.96	0.68	13.50
Benchmark	7.60	-2.49	2.72	-1.37	9.09

## ASSET ALLOCATION



## FINANCIAL YEAR PERFORMANCE

	Balanced (%)	Benchmark (%)	12-month GIA	Highest NAV	Lowest NAV
2012/13	5.15	4.21	2.94	1.2612	1.1726
2013/14	13.89	0.74	0.73	1.4602	1.2549
2014/15	3.52	0.74	0.73	1.5070	1.3483
2015/16	-3.16	-1.10	0.81	1.5442	1.1942
2016/17	7.15	2.76	3.15	1.4977	1.3214

## FUND OBJECTIVE

The portfolio seeks to provide capital preservation over the short to medium term period by investing primarily in the Malaysian Shariah-compliant fixed income securities and money market instruments.

## TARGET MARKET

Suitable for investors who prefer a lower level of risk and are less concerned about capital appreciation.

## FUND MANAGER

Takaful Ikhlas Berhad (593075-U)

Appointed External Fund Manager :  
CIMB-Principal Islamic Asset Management Berhad

## FUND DATA

NAV/Unit	RM 1.2794
Fund Value	RM 13,919,719.86
Units in circulation	10,879,843.86
Fund Inception Date	16 December 2006
Management Fee	0.95% p.a. of the NAV
Benchmark	Quantshop GII Medium Index
Target Fund	CIMB Islamic Sukuk Fund

## TOP HOLDINGS %

YTL Power International Bhd	6.92
Gamuda Bhd	5.16
UniTapah Sdn Bhd	3.81
MMC Corporation Berhad	3.49
West Coast Expressway Sdn Bhd	3.48

## TOP SECTORS %

Sukuk	91.69
Cash	8.31

## TOTAL RETURNS

	1 Month	6 Months	1 Year	3 Years	5 Years
Fixed Income (%)	-2.39	-13.06	-21.56	-9.29	-3.12
Benchmark (%)	0.27	1.52	3.02	9.21	14.97

## REVIEW & INVESTMENT STRATEGY

The Fund's performance for the month of March was -0.41% underperformed its benchmark by 0.68%. Year-to-date (FY), the Fund outperformed its benchmark by 1.13%.

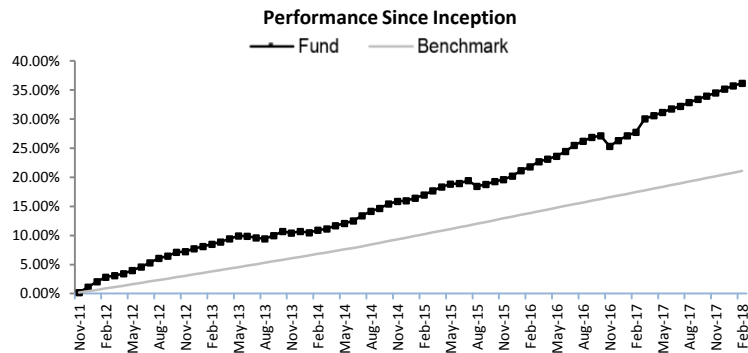
In March, the Malaysia Government Investment Issue ("MGII") yield traded richer on the belly of the curve as yields tightened by 3 to 9 bps along the 3 to 15-year MGII. We believe the strong interest in the govies were driven by liquidity from the MGS/MGII maturity in February and March totaling RM16.4b; The MGII yields for the 3-, 5- 10-, 15- and 30-year closed 3.69%, 3.87%, 4.20%, 4.55% and 4.95% respectively at the end of March 2018.

Corporate bond/Sukuk trading volume returned with RM 13.9bn traded after the lackluster February's festive season. This was also higher than similar period previous year's RM11bn. Most of the trades remain focused on AA Corporates and GGs with interest returning on the AAA. Credit spreads widened in March for all ratings bringing the first quarter of the year's credit spread wider than the 3 year average for the AAA. Generally the 5 and 7 year saw greater quantum of widening compare to the rest of the curve.

On the Fund's strategy and outlook, we prefer to maintain our investment in credit segment for stable and higher total return but will participate in the government bond market if trading opportunity arises. On technical note, we prefer AA-rated fixed income investment as supply is expected to be less compared to Government Guaranteed securities. Lastly, we maintain our neutral call on duration as interest rates environment globally is still on hawkish tone.

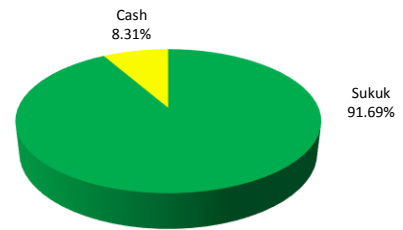
Note: YTD-FY reflects the period beginning 1 April 2017

## FUND PERFORMANCE



	<u>2017</u>	<u>2016</u>	<u>2015</u>	<u>2014</u>	<u>2013</u>
Target Fund	4.65	5.04	3.53	3.77	1.85
Benchmark	4.62	3.95	4.87	4.23	1.19

## ASSET ALLOCATION



## FINANCIAL YEAR PERFORMANCE

	Fixed Income (%)	Bench -mark (%)	12-month GIA	Highest NAV	Lowest NAV
2012/13	5.41	2.94	2.94	1.0606	1.0182
2013/14	-3.56	0.73	0.73	1.0784	1.0261
2014/15	8.46	0.73	0.73	1.1202	1.0253
2015/16	4.23	0.81	0.81	1.2065	1.0525
2016/17	10.83	3.15	3.15	1.2323	1.1292

## GROWTH FUND

Investment Strategy & Approach	The fund will invest in Shariah compliant equities listed on Bursa Malaysia whereby the target investments will be large cap stocks with growth prospects and where trading is fairly liquid.
Asset Allocation	<p>The investment portfolio is subjected to the following:</p> <ul style="list-style-type: none"> <li>• Up to 98% of the Portfolio shall be invested in Shariah compliant equity securities;</li> <li>• At least 2% of the Portfolio will be invested in Shariah based liquid assets;</li> <li>• The value of the Portfolio's holding of the share capital of any single issuer must not exceed 10% of total asset of Portfolio;</li> <li>• The value of the Portfolio's holding in transferable securities issued by any single issuer must not exceed 15% of the Portfolio's Net Asset Value (NAV);</li> <li>• The value of the Portfolio's holding of the share capital of any group of companies must not exceed 20% of total asset of the Portfolio;</li> <li>• Shariah-compliant deposits can only be placed in licensed Financial Institutions by Bank Negara Malaysia (BNM).</li> </ul>

## BALANCED FUND

Investment Strategy & Approach	The Portfolio will invest in diversified portfolio of Shariah compliant equities listed on Bursa Malaysia and Sukuk investments. The strategy of the fund is to maintain a balanced portfolio between Shariah compliant equities and fixed income investments in the ratio of 60:40. The Sukuk portion of the Fund is to provide some capital stability to the Fund whilst the equity portion will provide the added return in a rising market.
Asset Allocation	<p>The investment portfolio is subjected to the following:</p> <ul style="list-style-type: none"> <li>• Up to 60% of the Portfolio shall be invested in Shariah compliant equity securities;</li> <li>• Investment in fixed income securities and liquid assets shall not be less than 40% of the Portfolio's NAV;</li> <li>• At least 2% of the Portfolio will be invested in Shariah based liquid assets;</li> <li>• The value of the Portfolio's holding of the share capital of any single issuer must not exceed 10% of total asset of Portfolio;</li> <li>• The value of the Portfolio's holding in transferable securities issued by any single issuer must not exceed 15% of the Portfolio's NAV;</li> <li>• The value of the Portfolio's holding of the share capital of any group of companies must not exceed 20% of total asset of the Portfolio;</li> <li>• Minimum Long Term Issuer Credit Rating of "A3" as assessed by Rating Agency Malaysia Berhad ("RAM") or equivalent by Malaysia Rating Corporation Berhad ("MARC");</li> <li>• Minimum Short Term Issuer Credit Rating of "P3" as assessed by RAM or equivalent by MARC;</li> <li>• Shariah-compliant deposits can only be placed in licensed Financial Institutions by BNM.</li> </ul>

## FIXED INCOME FUND

Investment Strategy & Approach	The investment strategy of the fund is to invest in a diversified portfolio consisting of Sukuk, short term money market instruments and other permissible investments under the Shariah principles and aim to provide a steady stream of income.
Asset Allocation	<p>The investment portfolio is subjected to the following:</p> <ul style="list-style-type: none"> <li>• Up to 98% of the Portfolio shall be invested in Shariah compliant fixed income securities;</li> <li>• At least 2% of the Portfolio will be invested in Shariah based liquid assets;</li> <li>• Minimum Long Term Issuer Credit Rating of "A3" as assessed by RAM or equivalent by MARC;</li> <li>• Minimum Short Term Issuer Credit Rating of "P3" as assessed by RAM or equivalent by MARC;</li> <li>• The exposure to any single entity for sukuk (not applicable to government securities, BNM's securities, quasi and low risk assets granted by BNM) shall not exceed 20% of the NAV of the Portfolio;</li> <li>• The value of the Portfolio's holding in sukuk (not applicable to government securities, BNM's securities, quasi and low risk assets granted by BNM) of any group of companies must not exceed 30% of the NAV of the Portfolio;</li> <li>• The Malaysian Islamic Money Market Instruments must be rated at least P3 by RAM or equivalent;</li> <li>• Shariah-compliant deposits can only be placed in licensed Financial Institutions by BNM.</li> </ul>

The investment is subject to the following risks:-

1. **Market risk** - The risk that arises due to developments in the market environment and typically includes changes in regulations, politics, technology and the economy. Diversification of the Fund's investments into different unit trust funds of different types (equity or non-equity etc.) and with different investment policy and strategies may help to mitigate its exposure to market uncertainties and fluctuations in the market.
2. **Profit rate risk** - This risk is crucial in a Sukuk fund since Sukuk portfolio management depends on forecasting interest rate movements. Generally, demand for Sukuk move inversely to interest rate movements therefore as interest rates rise, the demand for Sukuk decrease and vice versa. Furthermore, Sukuk with longer maturity and lower profit rates are more susceptible to interest rate movements. Sukuk are subject to interest rate fluctuations with longer maturity and lower profit rates Sukuk being more susceptible to such interest rate movements. This risk can be mitigated through continuous monitoring and evaluation of macro-economic variables to ensure the most appropriate strategy is in place for the Fund's portfolio.
3. **Credit / Default Risk** - Bonds are subject to credit/default risk in the event that the issuer of the instrument is faced with financial difficulties, which may decrease their credit worthiness. This in turn may lead to a default in the payment of principal and interest/ profit.
4. **Liquidity Risk** - Liquidity refers to the ease of converting an investment into cash without incurring an overly significant loss in value. Should there be negative developments on any of the issuers, this will increase liquidity risk of the particular security. This is because there are generally less ready buyers of such securities as the fear of a credit default increases. The risk is managed by taking greater care in security selection and diversification.
5. **Non-compliance risk** - Non-adherence with laws, rules, regulations, prescribed practices, internal policies and procedures may result in tarnished reputation, limited business opportunities and reduced expansion potential for the management company. Investor's investment goals may also be affected should the fund manager not adhere to the investment mandate. This risk can be mitigated through internal controls and compliance monitoring.
6. **Inflation Risk** - Inflation risk can be defined as potential intangible losses that may arise from the increase in prices of goods and services in an economy over a period of time. Inflation causes the reduction in purchasing power and if the rate of inflation is constantly higher than the rate of returns on investments, the eventual true value of investments could be negative.
7. **Issuer risk** - This risk refers to the individual risk of the respective companies issuing the securities. Specific risk includes, but is not limited to changes in consumer tastes and demand, legal suits, competitive operating environments, changing industry conditions and management omissions and errors. However, this risk is minimised through investing in a wide range of companies in different sectors and thus function independently from one another.
8. **Country risk** - The foreign investments may be affected by risks specific to the country in which investments are made such as changes in a country's economic fundamentals, social and political stability, currency movements, foreign investment policies and etc. This risk may be mitigated by conducting thorough research on the respective markets, their economies, companies, politics and social conditions as well as minimising or omitting investments in such markets.
9. **Management Risk** - There is risk that the management may not adhere to the investment mandate of the respective fund. With close monitoring by the investment committee, back office system is being incorporated with limits and controls, and regular reporting to the senior management team, the management company is able to manage such as risk.
10. **Fund Management Risk** - Poor management of the fund due to lack of experience, knowledge, expertise and poor management techniques would have an adverse impact on the performance of the fund. This may result in investors suffering loss on their investment of the fund.
11. **Shariah risk** - The risk that arises from potential revision on the status of the securities in the unit trust fund from Shariah compliant to non-Shariah compliant and the possibility of investing in non-Shariah compliant unit trust funds. This risk may be mitigated by conducting periodic review by Shariah Compliance Department and Shariah Committee. Thus necessary action to be taken by Fund Manager to dispose such securities as per advice by Shariah Compliance Department and Shariah Committee.

## NOTES ON FEES AND CHARGES

Actual Returns  
(Net of Tax and Charges)

1. Past performance of the fund is not an indication of its future performance.
2. This is strictly the performance of the investment fund, and not the returns earned on the actual contributions paid of the investment-linked product.
3. Units are created and cancelled at the next pricing date following receipt of contribution or notification of claim respectively.
4. Past performance is calculated based on the Net Asset Value (NAV). The formula of calculation is as follows:

$$\text{Investment Return} = \left[ \left( \frac{\text{NAV 31 March Year X}}{\text{NAV 31 March Year (X-1)}} \right) - 1 \right] \times 100$$

## OTHER INFORMATION

Basis & Frequency of  
Unit Valuation

1. The unit price on any valuation date of a fund shall be obtained by dividing the NAV on the business day before the valuation date by the number of units in issue of the relevant fund.
2. The NAV shall be determined as follows:-
  - a) The last transacted market price at which those assets could be purchased or sold,
  - b) Plus the amount of cash held uninvested
  - c) Plus any accrued or anticipated income
  - d) Less any expenses incurred in purchasing or selling assets
  - e) Less any amount for the liabilities of the Fund
  - f) Less the amount in respect of managing, maintaining and valuing the assets
3. To ensure fair treatment to all unit holders, the Fund Manager may impute the transaction costs of acquiring or disposing of assets of the Fund, if the costs are significant. To recoup the cost of acquiring and disposing of assets, the Manager shall make a dilution or transaction cost adjustment to the NAV per unit to recover any amount which the Fund had already paid or reasonably expects to pay for the creation or cancellation of units.
4. Unit valuation is performed on a daily basis on each Business Day.

Exceptional Circumstances

The Manager may take the following actions that may become necessary due to change of circumstances, as a means to protect the interest of Participants:-

1. Subject to at least three (3) months written notice, the Manager may:-
  - a) Close the Fund or cease to allow the allocation of additional contribution or to transfer the assets to a new fund which has similar investment objectives;
  - b) Change the name of the Fund
  - c) Split or combine existing units of the Fund;
  - d) Make any changes that may be required due to regulatory requirement and/or legislation.
2. The Manager may also choose to, without prior notice, suspend unit pricing and Certificate transactions if any of the exchanges or unit trust management company in which the Fund is invested is temporarily suspended for trading.

*This document is prepared by Takaful Ikhlas Berhad ("Takaful IKHLAS") and prepared strictly for information only. Information provided herein including any expression of opinion or forecast has been obtained from or is based on sources believed by us to be reliable, but is not guaranteed as to accuracy or completeness. The information is given without obligation and on understanding that any person who acts upon it or changes his/her position in reliance thereon does so entirely at his/her risk. It is not intended to be an offer or invitation to subscribe or purchase of securities. Viewers are advised to read and understand the contents of the Product Disclosure Sheet and Fund Fact Sheet featured in Takaful IKHLAS website as well as the Sales Illustration provided by your agent before investing. Viewers should also consider the fees and charges involved. Please note that the price of units may go down as well as up. Takaful IKHLAS hereby disclaims any liability of whatsoever nature should viewers suffer losses merely relying on the information contained herein.*

**Notice: Past performance of the fund is not an indication of its future performance**