

FUND OBJECTIVE

To invest in Shariah-compliant listed equities to provide capital growth over the medium to long term through a diversified, but growth-oriented portfolio.

TARGET MARKET

Suitable for investors who is mainly interested in growth and willing to accept higher risk in investment return.

FUND MANAGER

Takaful Ikhlas Berhad (593075-U)

Appointed External Fund Manager :
CIMB-Principal Islamic Asset Management Berhad

FUND DATA

NAV/Unit	RM 1.2144
Fund Value	RM 31,871,640.98
Units in circulation	26,245,108.18
Fund Inception Date	16 December 2006
Management Fee	1.50% p.a. of the NAV
Benchmark	FTSE Bursa Malaysia EMAS Shariah Index
Target Fund	CIMB Islamic Dali Equity Growth Fund

TOP HOLDINGS %

Tenaga Nasional Bhd	9.80
Axiata Group Bhd	6.18
Dialog Group Bhd	4.66
Petronas Chemicals Group Bhd	4.53
Sime Darby Plantation Bhd	4.15

TOP SECTORS %

Trading / Services	47.46
Industrials	12.60
Plantations	9.18
Construction	8.88
Properties	5.52

TOTAL RETURNS

	1 Month	6 Months	1 Year	3 Years	5 Years
Growth (%)	-0.81	7.87	15.74	9.71	33.11
Benchmark (%)	-1.24	0.94	8.35	-3.83	14.30

REVIEW & INVESTMENT STRATEGY

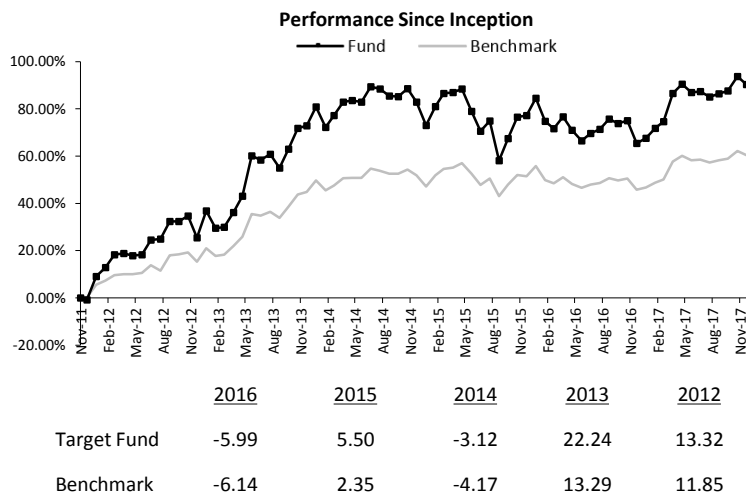
The Fund fell 1.07% in November 2017, outperforming the benchmark by 0.17%. Key contributors were our overweight in Industrials and Financials/Property, in stocks such as SKP Resources, Cahya Mata Sarawak, LBS and SP Setia, which outperformed during the month. Key drags were our underweight in Healthcare and Utilities, as Hartalega and Tenaga continued to rise. Year-to-date (FY), the fund is up 1.72%, outperforming the benchmark by 0.87%.

In November, the FTSE Bursa Malaysia Emas Shariah Index fell 162.57 points or 1.24% to 12,920.15 pts. The 3Q17 result season failed to re-rate the market. In addition to this, the Sime demerger exercise failed to lift sentiments in the market. We saw net foreign outflows of RM15m, the fourth consecutive month of outflows. Year-to-date, net foreign inflows are RM9.37bn, compared with RM3.2bn outflows in 2016. Malaysia's economy expanded 6.2% yoy in 3Q17, the fifth straight quarter of improvement, as domestic demand strengthened. Bank Negara Malaysia kept the Overnight Policy Rate at 3% during the Monetary Policy Committee (MPC) meeting, but indicated that the MPC may consider reviewing the current degree of monetary accommodation given the strength of global and domestic macroeconomic conditions.

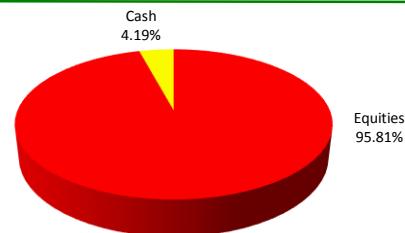
Global economic data have supported our view of better economic growth in 2018. For our 2018 strategy, we remain positive on the market and will continue to buy on dips on the back of 7% earnings growth forecast. We keep to our key broad themes, with specific focus within each theme, i.e. construction (infrastructure plays, affordable housing), e-commerce/logistics (regional e-fulfillment hub, online payment), Chinese tourism, consumer sector (discretionary, durables) and technology (smart factory in a rising cost environment, connectivity). Our base case is that there is no political upheaval arising from the 14th General Election expected in the first quarter of 2018.

Note: YTD-FY reflects the period beginning 1 April 2017

FUND PERFORMANCE



ASSET ALLOCATION



FINANCIAL YEAR PERFORMANCE

	Growth (%)	Benchmark (%)	12-month GIA	Highest NAV	Lowest NAV
2012/13	6.08	5.00	2.94	1.1080	1.0183
2013/14	16.46	0.72	0.73	1.3393	1.1040
2014/15	1.32	0.72	0.73	1.3885	1.2294
2015/16	-3.70	-2.36	0.81	1.4207	1.2722
2016/17	4.24	2.50	3.15	1.3793	1.2307

FUND OBJECTIVE

To attain medium to long-term capital growth via investments into Shariah-compliant listed equities, debt securities and other Shariah-compliant assets. This fund is to provide a balanced mix of income and equities.

TARGET MARKET

Suitable for investors who are prepared to accept moderate investment risks over the medium to long term.

FUND MANAGER

Takaful Ikhlas Berhad (593075-U)

Appointed External Fund Manager :
CIMB-Principal Islamic Asset Management Berhad

FUND DATA

NAV/Unit	RM 1.5078
Fund Value	RM 17,550,866.49
Units in circulation	11,639,845.79
Fund Inception Date	16 December 2006
Management Fee	1.50% p.a. of the NAV
Benchmark	60% FBM EMAS Shariah Index + 40% CIMB Islamic 1-Month Fixed Return Income Account-i (FRIA-I)
Target Fund	CIMB Islamic Balanced Growth Fund

TOP HOLDINGS %

Tenaga Nasional Bhd	9.29	Sukuk	40.67
Pos Malaysia Bhd	3.49	Trading / Services	24.20
Bank Islam Malaysia Bhd	3.44	Construction	7.83
Perbadanan Kemajuan N.Selangor	2.92	Plantation	6.93
Petronas Chemicals Group Bhd	2.80	Industrials	5.39

TOP SECTORS %

Sukuk	40.67
Trading / Services	24.20
Construction	7.83
Plantation	6.93
Industrials	5.39

TOTAL RETURNS

	1 Month	6 Months	1 Year	3 Years	5 Years
Balanced (%)	-0.19	5.41	14.70	11.79	31.01
Benchmark (%)	-0.65	1.15	6.18	3.68	16.78

REVIEW & INVESTMENT STRATEGY

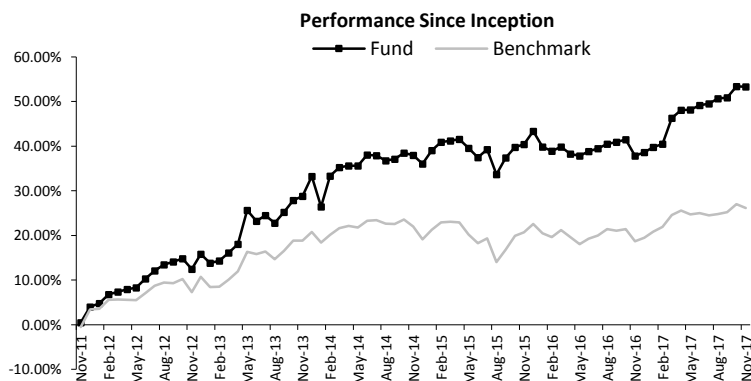
The Fund slipped 0.06% in November 2017, outperforming the benchmark by 0.59%. The Fund's outperformance was mainly driven by Equities, which was aided by favourable stock selection in Industrials, Oil & Gas and Consumer Goods. Stock-wise, Sime Darby, Nestle and SKP Resources contributed to the outperformance. For fixed income, the main contributors were power, banks and conglomerates related sukuk. Year-to-date (FY), the Fund is up 4.81%, outperforming the benchmark by 3.5%.

In November, the FTSE Bursa Malaysia Emas Shariah Index fell 162.57 points or 1.24% to 12,920.15 pts. The 3Q17 result season failed to re-rate the market. In addition to this, the Sime demerger exercise failed to lift sentiments in the market. We saw net foreign outflows of RM15m, the fourth consecutive month of outflows. Year-to-date, net foreign inflows are RM9.37bn, compared with RM3.2bn outflows in 2016. Malaysia's economy expanded 6.2% yoy in 3Q17, the fifth straight quarter of improvement, as domestic demand strengthened. Bank Negara Malaysia kept the Overnight Policy Rate at 3% during the Monetary Policy Committee (MPC) meeting, but indicated that the MPC may consider reviewing the current degree of monetary accommodation given the strength of global and domestic macroeconomic conditions.

For our 2018 strategy, we remain positive on the market and will continue to buy on dips on the back of 7% earnings growth forecast. We keep to our key broad themes, with specific focus within each theme, i.e. construction, e-commerce/logistics, Chinese tourism, consumer sector and technology. Our base case is that there is no political upheaval arising from the 14th General Election expected in the first quarter of 2018. For fixed income, we continue to overweight corporate sukuk with focus on primary issuances and repriced secondary offers for better yield pick-up.

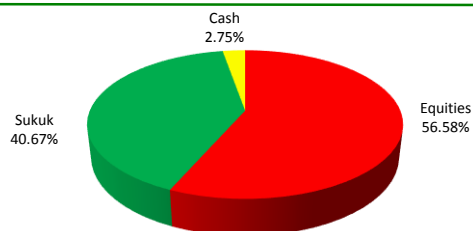
Note: YTD-FY reflects the period beginning 1 April 2017

FUND PERFORMANCE



Target Fund	-3.36	4.96	0.68	13.50	13.99
Benchmark	-2.49	2.72	-1.37	9.09	8.24

ASSET ALLOCATION



FINANCIAL YEAR PERFORMANCE

	Balanced (%)	Benchmark (%)	12-month GIA	Highest NAV	Lowest NAV
2012/13	5.15	4.21	2.94	1.2612	1.1726
2013/14	13.89	0.74	0.73	1.4602	1.2549
2014/15	3.52	0.74	0.73	1.5070	1.3483
2015/16	-3.16	-1.10	0.81	1.5442	1.1942
2016/17	7.15	2.76	3.15	1.4977	1.3214

FUND OBJECTIVE

The portfolio seeks to provide capital preservation over the short to medium term period by investing primarily in the Malaysian Shariah-compliant fixed income securities and money market instruments.

TARGET MARKET

Suitable for investors who prefer a lower level of risk and are less concerned about capital appreciation.

FUND MANAGER

Takaful Ikhlas Berhad (593075-U)

Appointed External Fund Manager :
CIMB-Principal Islamic Asset Management Berhad

FUND DATA

NAV/Unit	RM 1.2631
Fund Value	RM 13,239,858.13
Units in circulation	10,481,662.85
Fund Inception Date	16 December 2006
Management Fee	0.95% p.a. of the NAV
Benchmark	Quantshop GII Medium Index
Target Fund	CIMB Islamic Sukuk Fund

TOP HOLDINGS %

YTL Power International Bhd	6.95
Golden Assets Intl Fin Ltd	4.79
UniTapah Sdn Bhd	3.80
Special Power Vehicle	3.68
MMC Corporation Berhad	3.54

TOP SECTORS %

Sukuk	90.63
Cash	9.37

TOTAL RETURNS

	1 Month	6 Months	1 Year	3 Years	5 Years
Fixed Income (%)	-2.39	-13.68	-8.33	0.45	6.22
Benchmark (%)	0.25	1.50	3.00	9.15	14.92

REVIEW & INVESTMENT STRATEGY

The Fund's performance for the month of November was 0.40% outperformed its benchmark by 0.15%.

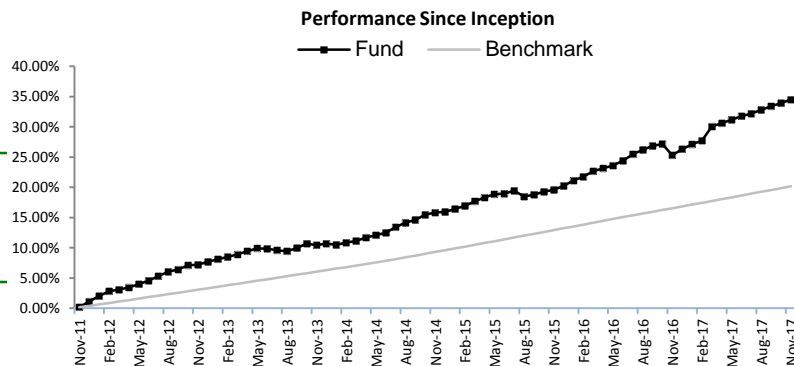
The Government Investment Issues ("GII") yield curve shifted lower on the longer end while the mid curve yields were higher as the yield curve normalized in November. Trading volume for GII increased from RM38.4 billion to RM58.5 billion in November. However, trading volume in corporate sukuk decreased from RM10.8 billion to RM7.3 billion in November with focus mainly on GG and AA rated sukuk.

In the November Monetary Policy Committee meeting, Bank Negara Malaysia ("BNM") kept its Overnight Policy Rate ("OPR") unchanged at 3.00% as expected but stated that it "may consider reviewing the current degree of monetary accommodation", an indication that BNM could raise rates in 2018. Real GDP growth for the first 3 quarters of 2017 has exceeded market expectations and is expected to stay above 5% in 2018. Given that the economic growth prospect appears favourable with core inflation to be sustained by robust domestic demand, there is a case for the removal of monetary accommodation by BNM. Consequently, we are of the view that BNM will normalise its monetary policy by raising its OPR to 3.25% in 2018.

We will continue to remain fully invested with focus on primary corporate issuances and repriced secondary offers for better yield pickup.

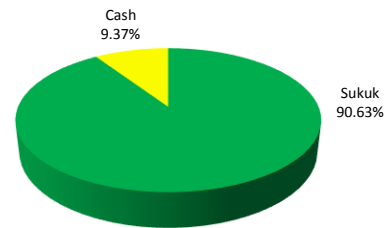
Note: YTD-FY reflects the period beginning 1 April 2017

FUND PERFORMANCE



	2016	2015	2014	2013	2012
Target Fund	5.04	3.53	3.77	1.85	5.59
Benchmark	3.95	4.87	4.23	1.19	4.01

ASSET ALLOCATION



FINANCIAL YEAR PERFORMANCE

	Fixed Income (%)	Bench -mark (%)	12-month GIA	Highest NAV	Lowest NAV
2012/13	5.41	2.94	2.94	1.0606	1.0182
2013/14	-3.56	0.73	0.73	1.0784	1.0261
2014/15	8.46	0.73	0.73	1.1202	1.0253
2015/16	4.23	0.81	0.81	1.2065	1.0525
2016/17	10.83	3.15	3.15	1.2323	1.1292

GROWTH FUND

Investment Strategy & Approach	The fund will invest in Shariah compliant equities listed on Bursa Malaysia whereby the target investments will be large cap stocks with growth prospects and where trading is fairly liquid.
Asset Allocation	<p>The investment portfolio is subjected to the following:</p> <ul style="list-style-type: none"> • Up to 98% of the Portfolio shall be invested in Shariah compliant equity securities; • At least 2% of the Portfolio will be invested in Shariah based liquid assets; • The value of the Portfolio's holding of the share capital of any single issuer must not exceed 10% of total asset of Portfolio; • The value of the Portfolio's holding in transferable securities issued by any single issuer must not exceed 15% of the Portfolio's Net Asset Value (NAV); • The value of the Portfolio's holding of the share capital of any group of companies must not exceed 20% of total asset of the Portfolio; • Shariah-compliant deposits can only be placed in licensed Financial Institutions by Bank Negara Malaysia (BNM).

BALANCED FUND

Investment Strategy & Approach	The Portfolio will invest in diversified portfolio of Shariah compliant equities listed on Bursa Malaysia and Sukuk investments. The strategy of the fund is to maintain a balanced portfolio between Shariah compliant equities and fixed income investments in the ratio of 60:40. The Sukuk portion of the Fund is to provide some capital stability to the Fund whilst the equity portion will provide the added return in a rising market.
Asset Allocation	<p>The investment portfolio is subjected to the following:</p> <ul style="list-style-type: none"> • Up to 60% of the Portfolio shall be invested in Shariah compliant equity securities; • Investment in fixed income securities and liquid assets shall not be less than 40% of the Portfolio's NAV; • At least 2% of the Portfolio will be invested in Shariah based liquid assets; • The value of the Portfolio's holding of the share capital of any single issuer must not exceed 10% of total asset of Portfolio; • The value of the Portfolio's holding in transferable securities issued by any single issuer must not exceed 15% of the Portfolio's NAV; • The value of the Portfolio's holding of the share capital of any group of companies must not exceed 20% of total asset of the Portfolio; • Minimum Long Term Issuer Credit Rating of "A3" as assessed by Rating Agency Malaysia Berhad ("RAM") or equivalent by Malaysia Rating Corporation Berhad ("MARC"); • Minimum Short Term Issuer Credit Rating of "P3" as assessed by RAM or equivalent by MARC; • Shariah-compliant deposits can only be placed in licensed Financial Institutions by BNM.

FIXED INCOME FUND

Investment Strategy & Approach	The investment strategy of the fund is to invest in a diversified portfolio consisting of Sukuk, short term money market instruments and other permissible investments under the Shariah principles and aim to provide a steady stream of income.
Asset Allocation	<p>The investment portfolio is subjected to the following:</p> <ul style="list-style-type: none"> • Up to 98% of the Portfolio shall be invested in Shariah compliant fixed income securities; • At least 2% of the Portfolio will be invested in Shariah based liquid assets; • Minimum Long Term Issuer Credit Rating of "A3" as assessed by RAM or equivalent by MARC; • Minimum Short Term Issuer Credit Rating of "P3" as assessed by RAM or equivalent by MARC; • The exposure to any single entity for sukuk (not applicable to government securities, BNM's securities, quasi and low risk assets granted by BNM) shall not exceed 20% of the NAV of the Portfolio; • The value of the Portfolio's holding in sukuk (not applicable to government securities, BNM's securities, quasi and low risk assets granted by BNM) of any group of companies must not exceed 30% of the NAV of the Portfolio; • The Malaysian Islamic Money Market Instruments must be rated at least P3 by RAM or equivalent; • Shariah-compliant deposits can only be placed in licensed Financial Institutions by BNM.

The investment is subject to the following risks:-

1. **Market risk** - The risk that arises due to developments in the market environment and typically includes changes in regulations, politics, technology and the economy. Diversification of the Fund's investments into different unit trust funds of different types (equity or non-equity etc.) and with different investment policy and strategies may help to mitigate its exposure to market uncertainties and fluctuations in the market.
2. **Profit rate risk** - This risk is crucial in a Sukuk fund since Sukuk portfolio management depends on forecasting interest rate movements. Generally, demand for Sukuk move inversely to interest rate movements therefore as interest rates rise, the demand for Sukuk decrease and vice versa. Furthermore, Sukuk with longer maturity and lower profit rates are more susceptible to interest rate movements. Sukuk are subject to interest rate fluctuations with longer maturity and lower profit rates Sukuk being more susceptible to such interest rate movements. This risk can be mitigated through continuous monitoring and evaluation of macro-economic variables to ensure the most appropriate strategy is in place for the Fund's portfolio.
3. **Credit / Default Risk** - Bonds are subject to credit/default risk in the event that the issuer of the instrument is faced with financial difficulties, which may decrease their credit worthiness. This in turn may lead to a default in the payment of principal and interest/ profit.
4. **Liquidity Risk** - Liquidity refers to the ease of converting an investment into cash without incurring an overly significant loss in value. Should there be negative developments on any of the issuers, this will increase liquidity risk of the particular security. This is because there are generally less ready buyers of such securities as the fear of a credit default increases. The risk is managed by taking greater care in security selection and diversification.
5. **Non-compliance risk** - Non-adherence with laws, rules, regulations, prescribed practices, internal policies and procedures may result in tarnished reputation, limited business opportunities and reduced expansion potential for the management company. Investor's investment goals may also be affected should the fund manager not adhere to the investment mandate. This risk can be mitigated through internal controls and compliance monitoring.
6. **Inflation Risk** - Inflation risk can be defined as potential intangible losses that may arise from the increase in prices of goods and services in an economy over a period of time. Inflation causes the reduction in purchasing power and if the rate of inflation is constantly higher than the rate of returns on investments, the eventual true value of investments could be negative.
7. **Issuer risk** - This risk refers to the individual risk of the respective companies issuing the securities. Specific risk includes, but is not limited to changes in consumer tastes and demand, legal suits, competitive operating environments, changing industry conditions and management omissions and errors. However, this risk is minimised through investing in a wide range of companies in different sectors and thus function independently from one another.
8. **Country risk** - The foreign investments may be affected by risks specific to the country in which investments are made such as changes in a country's economic fundamentals, social and political stability, currency movements, foreign investment policies and etc. This risk may be mitigated by conducting thorough research on the respective markets, their economies, companies, politics and social conditions as well as minimising or omitting investments in such markets.
9. **Management Risk** - There is risk that the management may not adhere to the investment mandate of the respective fund. With close monitoring by the investment committee, back office system is being incorporated with limits and controls, and regular reporting to the senior management team, the management company is able to manage such as risk.
10. **Fund Management Risk** - Poor management of the fund due to lack of experience, knowledge, expertise and poor management techniques would have an adverse impact on the performance of the fund. This may result in investors suffering loss on their investment of the fund.
11. **Shariah risk** - The risk that arises from potential revision on the status of the securities in the unit trust fund from Shariah compliant to non-Shariah compliant and the possibility of investing in non-Shariah compliant unit trust funds. This risk may be mitigated by conducting periodic review by Shariah Compliance Department and Shariah Committee. Thus necessary action to be taken by Fund Manager to dispose such securities as per advice by Shariah Compliance Department and Shariah Committee.

NOTES ON FEES AND CHARGES

Actual Returns
(Net of Tax and Charges)

1. Past performance of the fund is not an indication of its future performance.
2. This is strictly the performance of the investment fund, and not the returns earned on the actual contributions paid of the investment-linked product.
3. Units are created and cancelled at the next pricing date following receipt of contribution or notification of claim respectively.
4. Past performance is calculated based on the Net Asset Value (NAV). The formula of calculation is as follows:

$$\text{Investment Return} = \left[\left(\frac{\text{NAV 31 March Year X}}{\text{NAV 31 March Year (X-1)}} \right) - 1 \right] \times 100$$

OTHER INFORMATION

Basis & Frequency of
Unit Valuation

1. The unit price on any valuation date of a fund shall be obtained by dividing the NAV on the business day before the valuation date by the number of units in issue of the relevant fund.
2. The NAV shall be determined as follows:-
 - a) The last transacted market price at which those assets could be purchased or sold,
 - b) Plus the amount of cash held uninvested
 - c) Plus any accrued or anticipated income
 - d) Less any expenses incurred in purchasing or selling assets
 - e) Less any amount for the liabilities of the Fund
 - f) Less the amount in respect of managing, maintaining and valuing the assets
3. To ensure fair treatment to all unit holders, the Fund Manager may impute the transaction costs of acquiring or disposing of assets of the Fund, if the costs are significant. To recoup the cost of acquiring and disposing of assets, the Manager shall make a dilution or transaction cost adjustment to the NAV per unit to recover any amount which the Fund had already paid or reasonably expects to pay for the creation or cancellation of units.
4. Unit valuation is performed on a daily basis on each Business Day.

Exceptional Circumstances

The Manager may take the following actions that may become necessary due to change of circumstances, as a means to protect the interest of Participants:-

1. Subject to at least three (3) months written notice, the Manager may:-
 - a) Close the Fund or cease to allow the allocation of additional contribution or to transfer the assets to a new fund which has similar investment objectives;
 - b) Change the name of the Fund
 - c) Split or combine existing units of the Fund;
 - d) Make any changes that may be required due to regulatory requirement and/or legislation.
2. The Manager may also choose to, without prior notice, suspend unit pricing and Certificate transactions if any of the exchanges or unit trust management company in which the Fund is invested is temporarily suspended for trading.

This document is prepared by Takaful Ikhlas Berhad ("Takaful IKHLAS") and prepared strictly for information only. Information provided herein including any expression of opinion or forecast has been obtained from or is based on sources believed by us to be reliable, but is not guaranteed as to accuracy or completeness. The information is given without obligation and on understanding that any person who acts upon it or changes his/her position in reliance thereon does so entirely at his/her risk. It is not intended to be an offer or invitation to subscribe or purchase of securities. Viewers are advised to read and understand the contents of the Product Disclosure Sheet and Fund Fact Sheet featured in Takaful IKHLAS website as well as the Sales Illustration provided by your agent before investing. Viewers should also consider the fees and charges involved. Please note that the price of units may go down as well as up. Takaful IKHLAS hereby disclaims any liability of whatsoever nature should viewers suffer losses merely relying on the information contained herein.

Notice: Past performance of the fund is not an indication of its future performance